



# Credential Calculators: A New Tool for Child Care Professionals



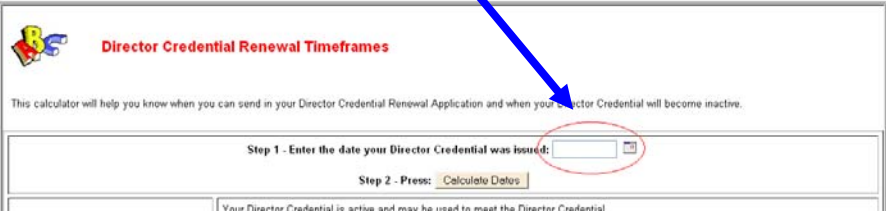
Have you ever wondered . . .

- when your credential needs to be renewed?
- when you can send in your application for renewal?
- how long you have to meet the requirements?



Go online to: <http://www.myflorida.com/childcare/>  
and select “Training Requirements”  
and select “Staff Credential” or “Director Credential”

The Department of Children and Families has developed a tool to help you keep track of the dates related to your credential.

<p>Select the “<u>Credential Calculator</u>” button on one of the website pages listed.</p>	<div style="text-align: center;">  </div> <p>This button can be found on the following pages:</p> <ul style="list-style-type: none"> <li>- Director Credential</li> <li>- Staff Credential</li> <li>- National Child Care Credential</li> <li>- Birth Through Five Child Care Credential</li> <li>- School Age Child Care Credential</li> </ul>
<p><b>Step 1:</b> Enter the date your credential was issued in the box at the top of the screen.</p> <p>Your certificate has a date it was issued (active date), this is the date you type in the box.</p> <p><b>Step 2:</b> Press the “Credential Dates” button.</p> <p>Once you click the button, the calculator will show dates when your credential is <b>active until</b>, when you can <b>begin to submit</b> your documentation for renewal, when the credential becomes <b>inactive</b>, and if your credential will <b>expire</b>.</p>	<p>For example:</p> <div style="text-align: center;">  </div> <p style="text-align: center; color: red;">Director Credential Renewal Timeframes Calculator</p> <div style="border: 1px solid black; padding: 5px;">  </div>

**If you have questions regarding the Credential Calculator, please call the Child Care Training Information Center at 1-888-352-2842.**

Mission: Protect the Vulnerable, Promote Strong and Economically Self-Sufficient Families, and Advance Personal and Family Recovery and Resiliency